



GUJCOT TRADE ASSOCIATION

MONTHLY PRESSING REPORT Mar-2026

Dear All Cotton Friends,

Gujcot has collected pressing figures from all ginners and compiled data to serve whole trade. In this mission we get valuable support from many of our trade personalities. We Gujcot team is very thankful to all helping hands, who worked directly or indirectly, with their valuable support, we are able to put real time pressing figures. We thank all Gujarat Ginners for their cooperating with Gujcot team to share their pressing figures. We hope the whole Textile value Chain will be benefitted by these data and will help us in future to achieve our goal to serve our cotton trade.

Report Sponsors:

Click on Sponsor's Logo to visit Sponsor's Website





GUJCOT TRADE ASSOCIATION

MONTHLY PRESSING REPORT Mar-2026

Summary

Gujarat Pressing as on 28th Feb 2026

- **Cumulative Pressing in 170 Kg Bales**

Total Pressing 56,80,909 Bales.

Shankar 6 55,47,307 Bales

V-797 1,33,602 Bales

- **Cumulative Pressing in Running Bales**

Total Pressing 59,61,448 Bales.

Shankar 58,21,248 Bales

V-797 1,40,200 Bales

- **Monthly Pressing in 170 kg Bales**

Total Pressing 7,05,115 Bales

Shankar-6 6,12,390 Bales

V-797 92,724 Bales

Average pressing per day 22,746 Bales

- **Monthly Pressing in Running Bales**

Total Pressing 7,39,935 Bales

Shankar-6 6,42,632 Bales

V-797 97,303 Bales.

Average pressing per day 23,869 Bales

- **Active Ginning Factories during the month 381**

Saurashtra 251

North Gujarat 102

Main Line 21

Kutch 7



GUJCOT TRADE ASSOCIATION

MONTHLY PRESSING REPORT

Mar-2026

Gujcot Trade Association

Gujarat Pressing Summary 31-Mar-2026

2025-26	CUMULATIVE PRESSING (IN 170 Kgs)					
	Mar-25	Feb-26	Mar-26	M/M Change (In Bales)	Y/Y Change (In Bales)	Y/Y Change (In %)
Shankar 6						
Saurashtra	35,32,802	33,17,062	37,75,668	4,58,606	2,42,867	6.87%
North Gujarat	14,30,324	8,98,573	10,15,550	1,16,977	-4,14,773	-29.00%
Main Line	5,48,894	5,09,459	5,35,029	25,570	-13,865	-2.53%
Kutch	1,92,774	2,09,822	2,21,059	11,237	28,285	14.67%
Total	57,04,794	49,34,916	55,47,307	6,12,390	-1,57,487	-2.76%
V-797	74,711	40,878	1,33,602	92,724	58,892	78.83%
Total	57,79,504	49,75,795	56,80,909	7,05,115	-98,595	-1.71%
Remark : Daily Pressing Average 23,869 RB - 22,746 170 Kg Bales						

Pressing in Running Bales

Zone	As On 31-Mar-2026 (Cumulative)			During Mar 2026 (Monthly)		
	Shankar-6	V 797	Total	Shankar-6	V 797	Total
Saurashtra	39,62,121	9,900	39,72,021	4,81,253	6,900	4,88,153
North Gujarat	10,65,701	1,25,150	11,90,851	1,22,754	87,153	2,09,907
Main Line	5,61,450		5,61,450	26,833		26,833
Kutch	2,31,976	5,150	2,37,126	11,792	3,250	15,042
Total	58,21,248	1,40,200	59,61,448	6,42,632	97,303	7,39,935

Season	Till March Pressing in 170 Kgs					Final Pressing	Arrival Percentage	
	Saurashtra	North Gujarat	Main Line	Kutch	Total			
2018-19	41,31,132	24,59,017	4,79,530	2,72,607	73,42,286	90,49,293	81.14%	Final
2019-20	40,06,592	21,64,104	5,27,076	2,23,212	69,20,983	96,45,708	71.75%	Final
2020-21	49,64,544	24,85,108	4,74,091	2,11,920	81,35,663	90,02,326	90.37%	Final
2021-22	42,06,878	16,02,396	4,41,831	1,75,961	64,27,066	74,29,257	86.51%	Final
2022-23	33,66,409	15,63,566	4,00,807	1,87,672	55,18,454	92,61,522	59.58%	Final
2023-24	42,50,299	18,67,428	4,91,718	1,92,875	68,02,320	90,27,691	75.35%	Final
2024-25	35,38,615	14,99,221	5,48,894	1,92,774	57,79,504	76,95,901	75.10%	Final
2025-26	37,85,102	11,34,811	5,35,029	2,25,967	56,80,909	70,00,000	81.16%	Est.

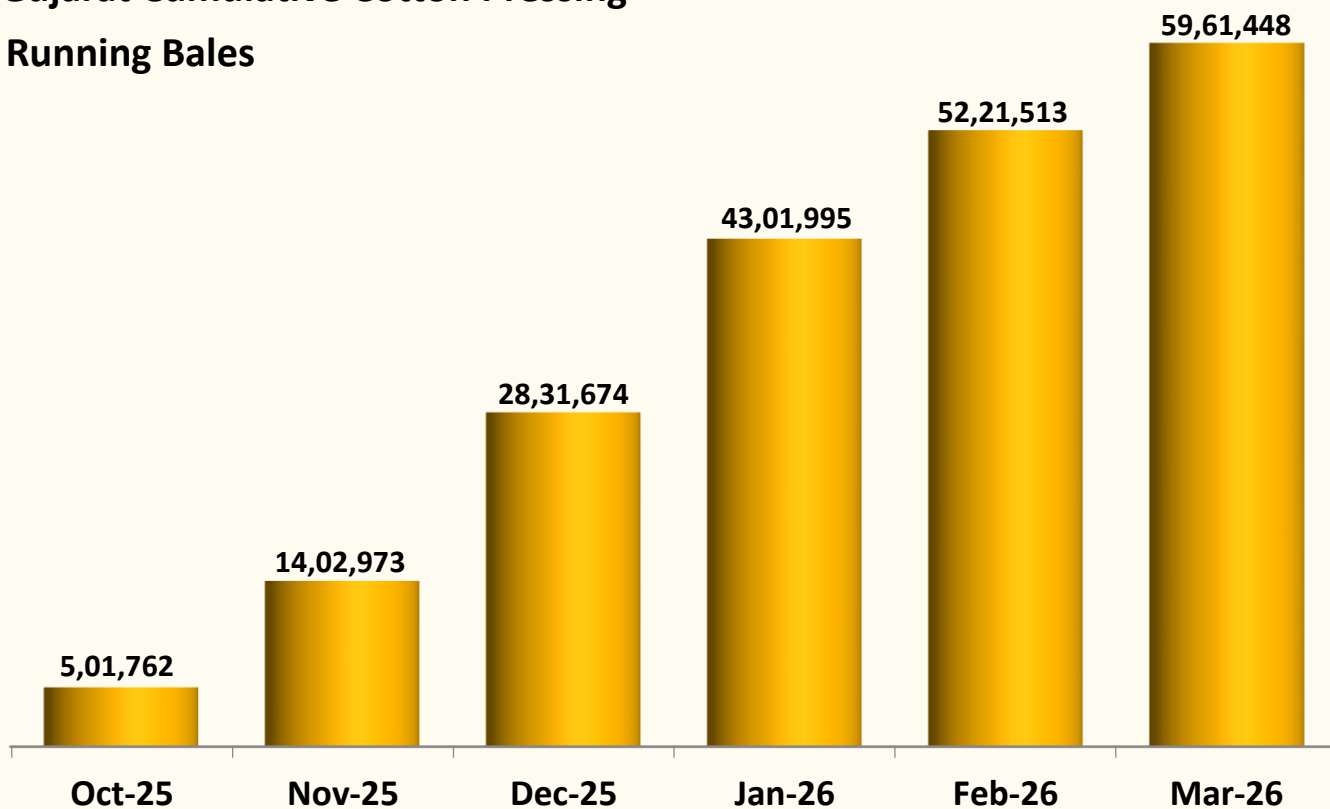


GUJCOT TRADE ASSOCIATION

MONTHLY PRESSING REPORT Mar-2026

Gujarat Cumulative Cotton Pressing

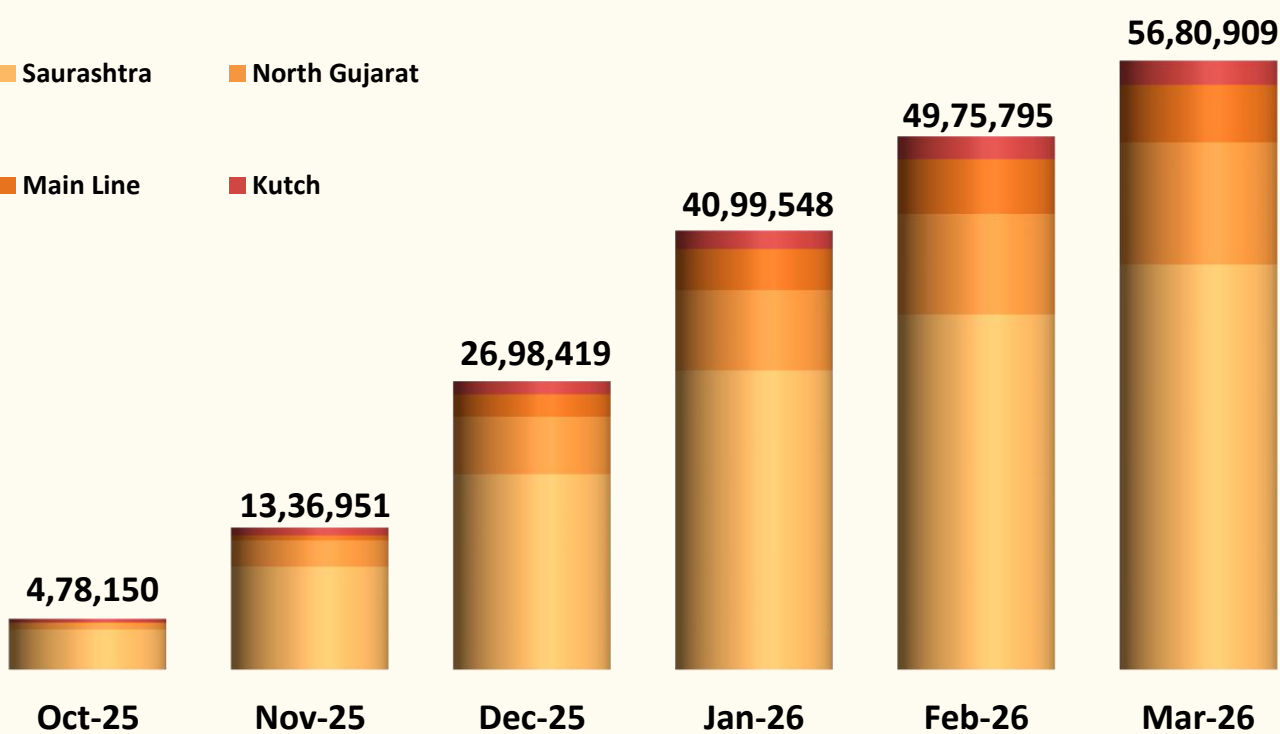
Running Bales



Gujarat Cumulative Pressing

In 170 Kg Bales

- Saurashtra
- North Gujarat
- Main Line
- Kutch

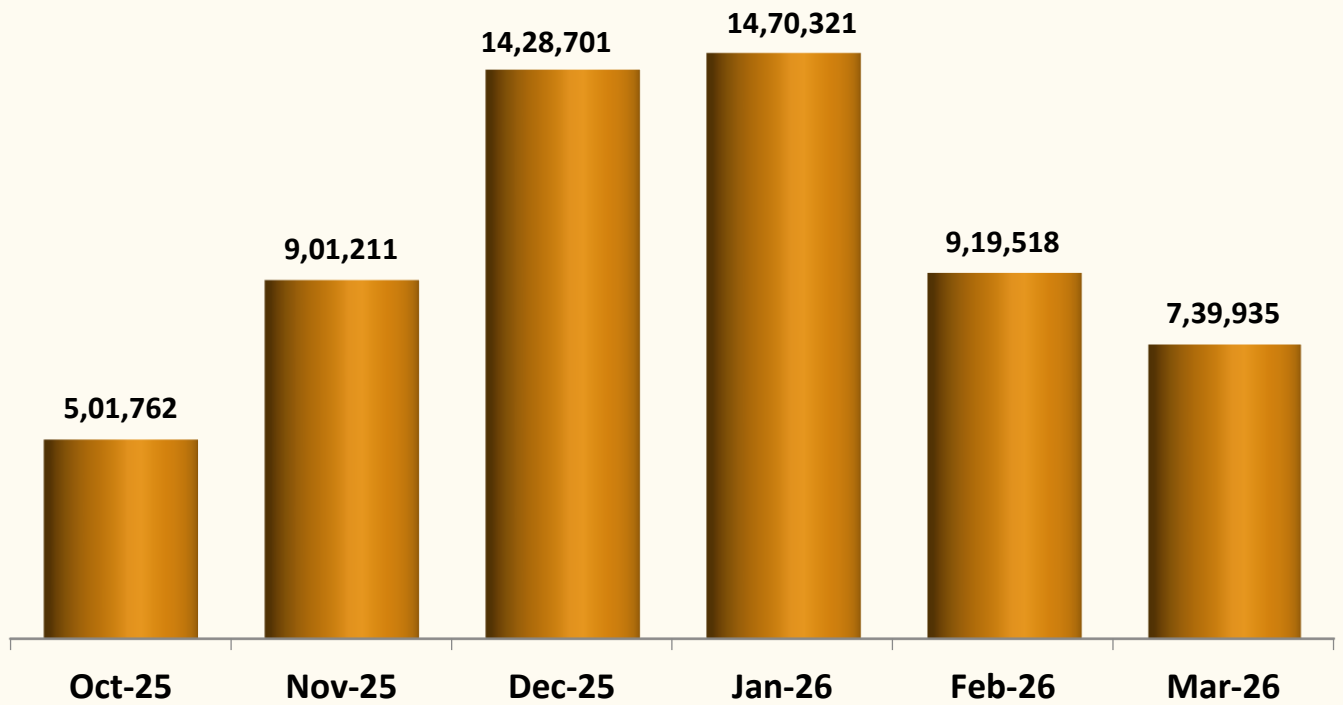




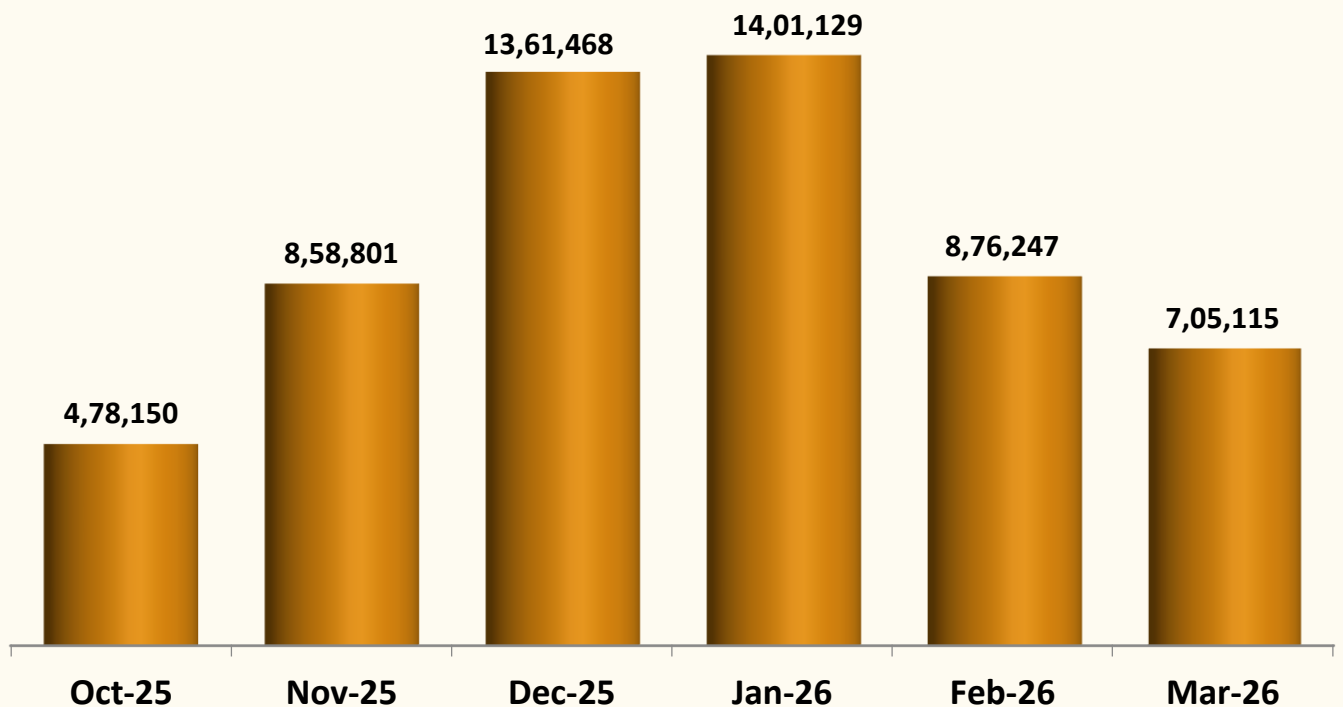
GUJCOT TRADE ASSOCIATION

MONTHLY PRESSING REPORT Mar-2026

Gujarat Monthly Cotton Pressing Running Bales



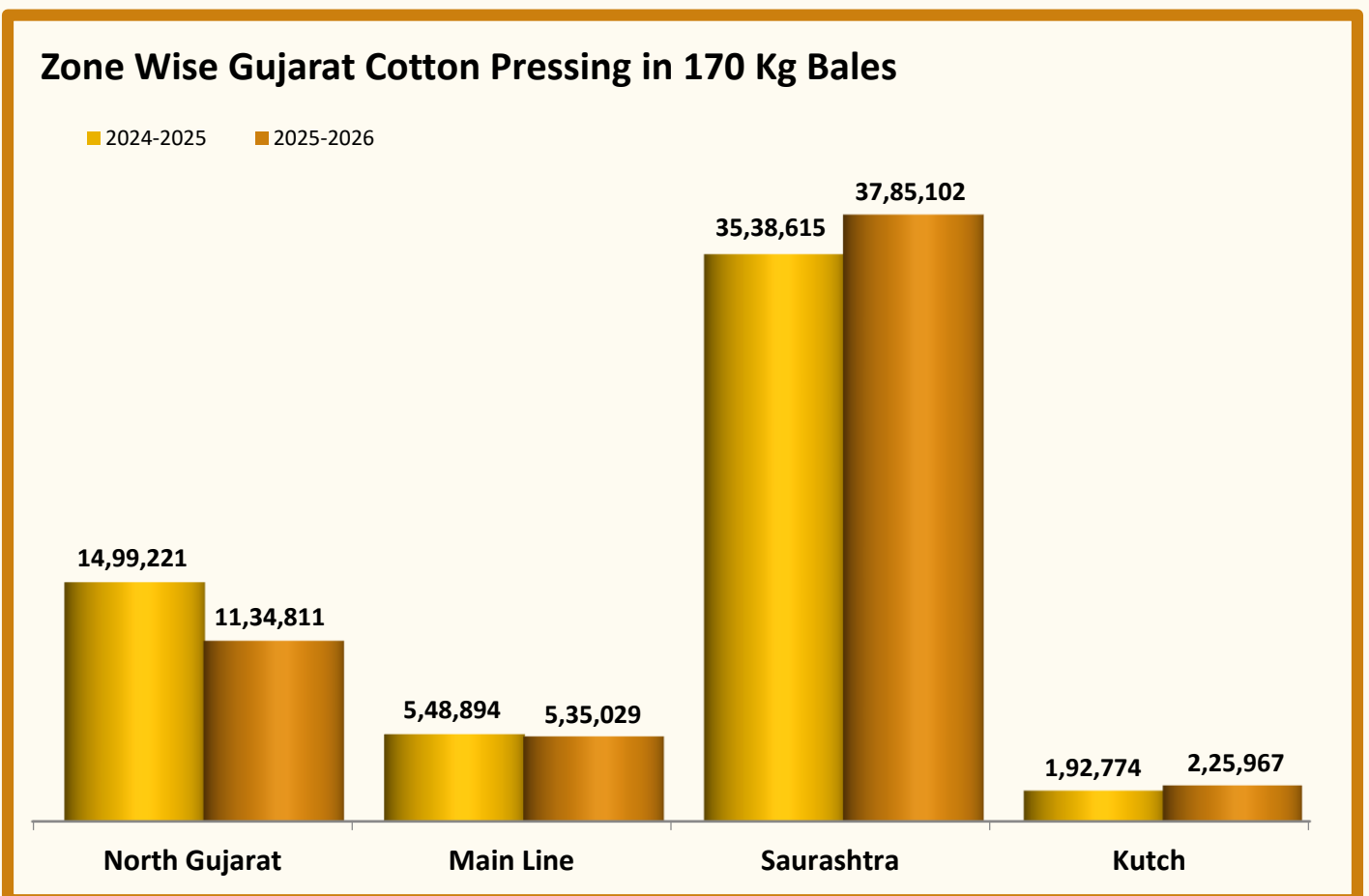
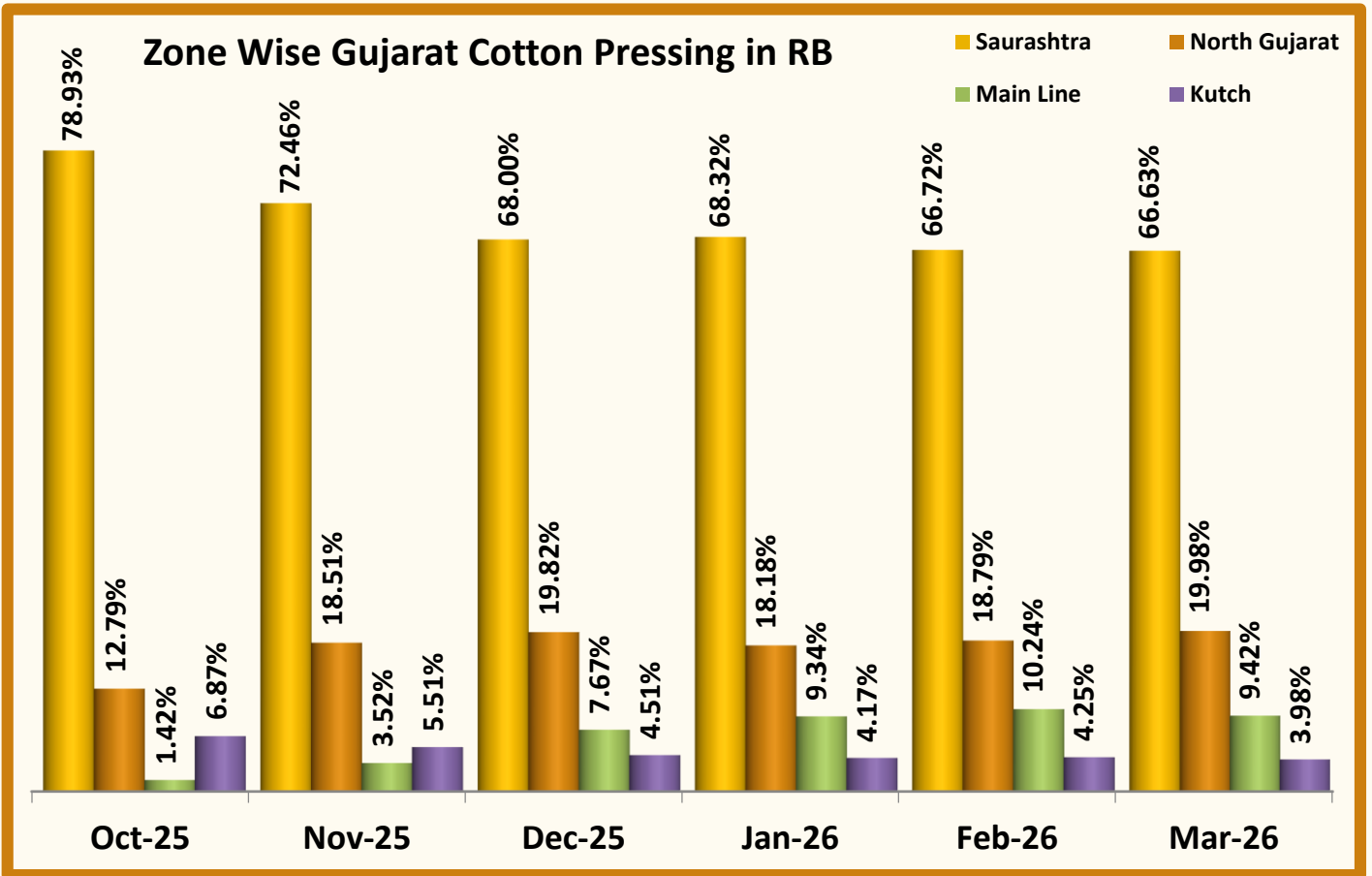
Gujarat Monthly Cotton Pressing 170 Kg Bales





GUJCOT TRADE ASSOCIATION

MONTHLY PRESSING REPORT Mar-2026





GUJCOT TRADE ASSOCIATION

MONTHLY PRESSING REPORT Mar-2026

Saurashtra							
Station	Mar-25	Feb-26	Mar-26	MoM Change	YoY Change	Fact. In Operation	
						Monthly	Seasonal
Amreli	1,42,500	1,44,310	1,71,200	26,890	28,700	17	21
Babra	1,58,010	1,38,350	1,69,446	31,096	11,436	16	19
Botad	4,60,900	4,60,030	4,93,105	33,075	32,205	26	54
Chotila	99,577	66,977	80,357	13,380	-19,220	3	3
Chuda	12,400	24,100	25,450	1,350	13,050	2	3
Damnagar	2,800				-2,800		
Dhasa	3,27,460	3,60,970	3,99,370	38,400	71,910	27	54
Dhoraji-Upleta	55,558	63,443	80,150	16,707	24,592	8	10
Dhrangadhra-Halvad	2,55,400	2,32,900	2,63,500	30,600	8,100	5	13
Gariyadhar	44,000	34,500	42,500	8,000	-1,500	5	5
Gondal	75,000	85,900	98,600	12,700	23,600	10	11
Jamkandorna		4,000	4,000		4,000		1
Jamnagar-Falla	2,98,040	2,69,665	3,08,650	38,985	10,610	17	27
Jasdan	1,62,567	2,06,396	2,40,867	34,471	78,300	11	18
Jetpur	56,000	34,600	44,000	9,400	-12,000	2	4
Kuvadava	26,500	17,600	21,500	3,900	-5,000	2	3
Lakhtar	11,490	9,298	9,298		-2,192		2
Limbdi	50,000	38,000	42,000	4,000	-8,000	3	4
Mahuva	1,14,650	97,500	1,11,900	14,400	-2,750	7	12
Manavadar	2,00,085	1,53,959	2,09,190	55,231	9,105	32	33
Morbi	1,76,167	1,30,900	1,47,000	16,100	-29,167	7	10
Palitana	17,000	13,500	17,800	4,300	800	2	2
Porbandar	1,500	600	600		-900		1
Rajula	37,600	33,600	38,300	4,700	700	3	4
Savarkundala	50,700	39,100	40,500	1,400	-10,200	2	4
Shapar	79,100	53,200	62,500	9,300	-16,600	4	5
Surendranagar	1,04,500	1,00,500	1,09,700	9,200	5,200	4	4
Talaja	1,00,300	1,04,300	1,09,738	5,438	9,438	5	12
Tankara-Neknam	2,88,900	2,97,000	3,34,100	37,100	45,200	17	26
Targhadi	1,12,400	77,900	96,400	18,500	-16,000	8	9
Tramba-Sardhar	17,800	15,500	18,700	3,200	900	1	1
Una	45,200	31,400	32,400	1,000	-12,800	2	4
Wankaner	1,29,257	1,43,870	1,49,200	5,330	19,943	3	11
TOTAL	37,13,361	34,83,868	39,72,021	4,88,153	2,58,660	251	390



GUJCOT TRADE ASSOCIATION

MONTHLY PRESSING REPORT

Mar-2026

North Gujarat

Station	Mar-25	Feb-26	Mar-26	MoM Change	YoY Change	Fact. In Operation	
						Monthly	Seasonal
Visnagar	1,05,500	79,580	89,550	9,970	-15,950	5	7
Vijapur-Mansa	2,95,085	1,73,390	1,92,400	19,010	-1,02,685	14	23
Harij	1,42,003	1,19,925	1,57,228	37,303	15,225	18	20
Radhanpur	32,105	21,600	21,600		-10,505		3
Idar-Sabarkantha	15,850	23,720	24,920	1,200	9,070	2	6
Idar-Raiya							
Himmatnagar	18,900	7,400	9,000	1,600	-9,900	1	1
Vadali-Sadatpura	34,180	27,545	28,345	800	-5,835	1	6
Khedbrahma	8,710	7,922	7,922		-788		6
Kapadwanj	46,500	33,100	39,700	6,600	-6,800	2	3
Viramgam	37,000	25,338	48,588	23,250	11,588	10	10
Kadi	7,53,193	4,01,012	4,87,724	86,712	-2,65,469	35	47
Mandal-Bahucharaji	21,100	3,600	24,600		3,500	6	6
Bavla	10,200	3,700	4,500	800	-5,700	1	1
Dholka	5,400	8,000	8,200	200	2,800	1	3
Dhandhuka	44,531	38,612	39,992	1,380	-4,539	5	10
Talod	3,000	6,500	6,582	82	3,582	1	2
TOTAL	15,73,257	9,80,944	11,90,851	2,09,907	-3,82,406	102	154





GUJCOT TRADE ASSOCIATION

MONTHLY PRESSING REPORT

Mar-2026

Main Line

Station	Mar-25	Feb-26	Mar-26	MoM Change	YoY Change	Fact. In Operation	
						Monthly	Seasonal
Karjan	64,500	69,200	75,600	6,400	11,100	3	3
Dabhoi	4,500	6,500	6,500		2,000		1
Golagamdi							
Handod	1,00,400	83,900	85,783	1,883	-14,617	4	5
Bodeli	1,61,000	1,17,200	1,20,100	2,900	-40,900	4	8
Kosindra	33,500	27,300	31,200	3,900	-2,300	1	2
Pavijetpur	43,800	36,450	38,800	2,350	-5,000	2	2
Kaledia	1,14,500	1,14,700	1,20,000	5,300	5,500	3	6
Palej	19,800	25,500	25,800	300	6,000	1	2
Bharuch							
Mandala	15,500	14,800	16,000	1,200	500	1	1
Nizar	15,000	32,100	34,700	2,600	19,700	2	3
Hansot							
Badalpur							
Sinor							
Olpad							
Valiya	3,500	5,000	5,000		1,500		1
Samlaya		1,967	1,967		1,967		1
TOTAL	5,76,000	5,34,617	5,61,450	26,833	-14,550	21	35

Kutch

Station	Mar-25	Feb-26	Mar-26	MoM Change	YoY Change	Fact. In Operation	
						Monthly	Seasonal
Abdasa	27,000	17,300	18,600	1,300	-8,400	1	1
Anjar	1,26,329	1,58,584	1,64,976	6,392	38,647	3	6
Bhuj	18,565	11,200	12,300	1,100	-6,265	1	1
Mandvi	26,400	31,100	34,100	3,000	7,700	1	1
Nakhatrana							
Rapar	4,000	3,900	7,150	3,250	3,150	1	1
TOTAL	2,02,294	2,22,084	2,37,126	15,042	34,832	7	10



GUJCOT TRADE ASSOCIATION

MONTHLY PRESSING REPORT Mar-2026

Again Team Gujcot thanks our direct and indirect helpers.

For Data Collection

We are thankful to

Shri Manishbhai - Anjar

Shri Mukeshbhai Purohit

Nileshbhai - Manager SGA

Premjibhai - Manavadar

Kalpeshbhai - Manager (Gujcot)

Shri Varisbhai Hussaini - Dhandhuka

For Data Verification

We are thankful to

Shri Jatinbhai - Vijapur

Shri Sujalbhai

Shri Jagdishbhai Soni

Shri Jaytibhai –Botad

Shri Hitubhai Vikani

Once again thanks to whole Gujarat Cotton value chain for their co-operation.

For, Gujcot Trade Association

Akash Shah

[President]

For, Gujcot Trade Association

Ajay Shah

[Secretary]

Report Sponsors:

[Click on Sponsor's Logo to visit Sponsor's Website](#)

